
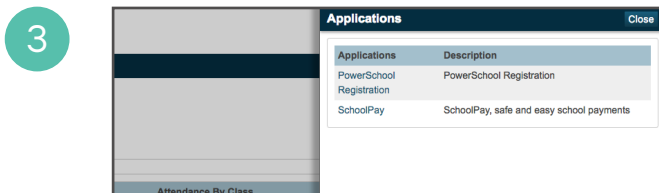




There are Two Easy Ways to Make Online Payments

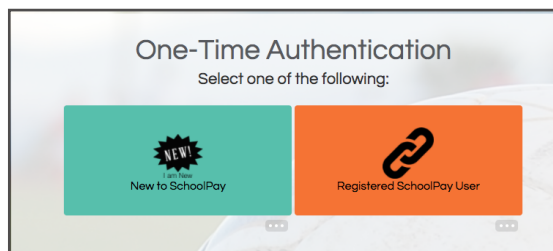
Pay Via Your PowerSchool Account

- 1 Log in to your Parent PowerSchool Account
- 2 Click on the arrow at the top right of your screen to locate your applications 



Select *SchoolPay* from the slideout menu.

- 4 The first time you access SchoolPay through PowerSchool, you will be asked if you're brand new or have an existing account.



New to SchoolPay:

You will be taken directly into your SchoolPay account.

Registered SchoolPay User:

1. Enter email address and password
2. You will be taken directly into your SchoolPay account.

Create an Account or Login to SchoolPay

